

Educational Overview of AIA Members

August, 2016

An educational profile of the membership (n=2563) was completed and includes all active members with the PAg, RTAg, AIT and ATT designations.

Gender of this group is 40% (1011) female and 60% (1552) male. Ninety-four percent of members received their education in Canada while 6% were foreign educated. Of the foreign educated, members received their education in 41 countries with the most common being the United States followed by Great Britain, India and Australia.

For members receiving their education in Canada (n=2405), 72% received their education in Alberta. This was followed by Saskatchewan, British Columbia and Ontario (see Figure 1).

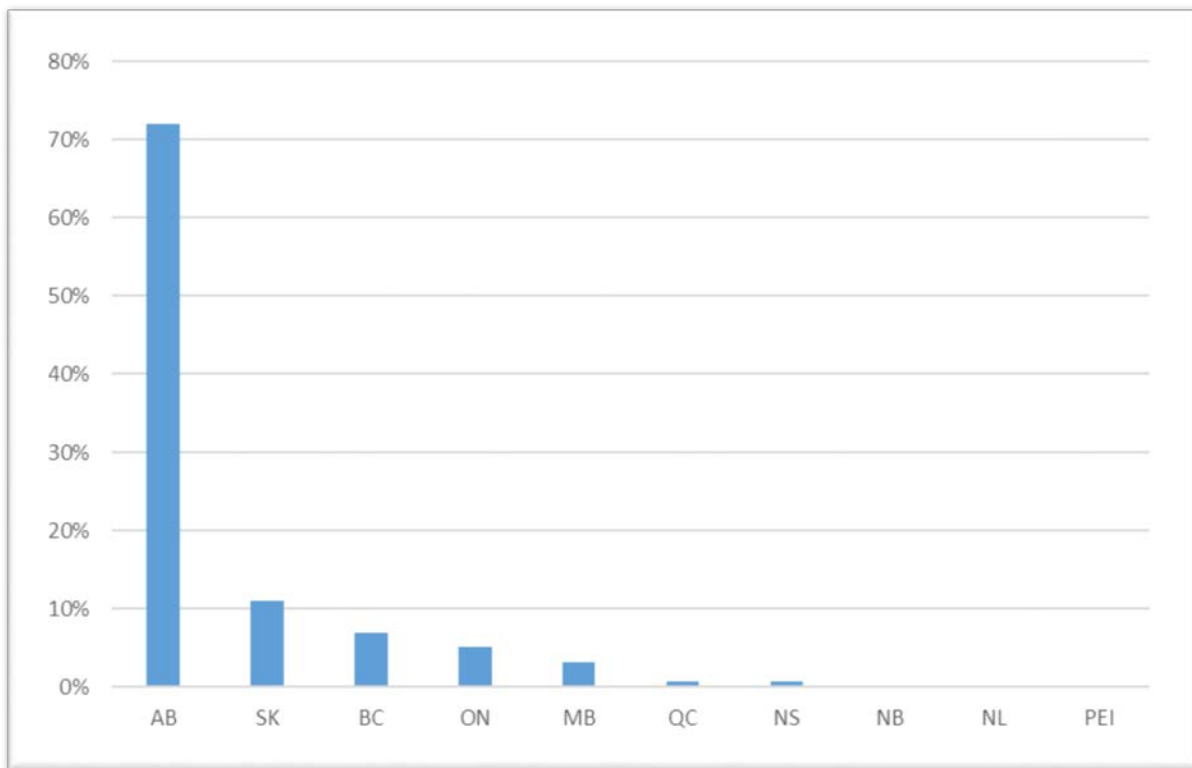


Figure 1 AIA members who received their education in Canada.

Of those members who received their education in Alberta (n=1725), 55% took their education at the University of Alberta. Members who were educated in Alberta received their education at 18 different institutions (see Figure 2 and Table 1).

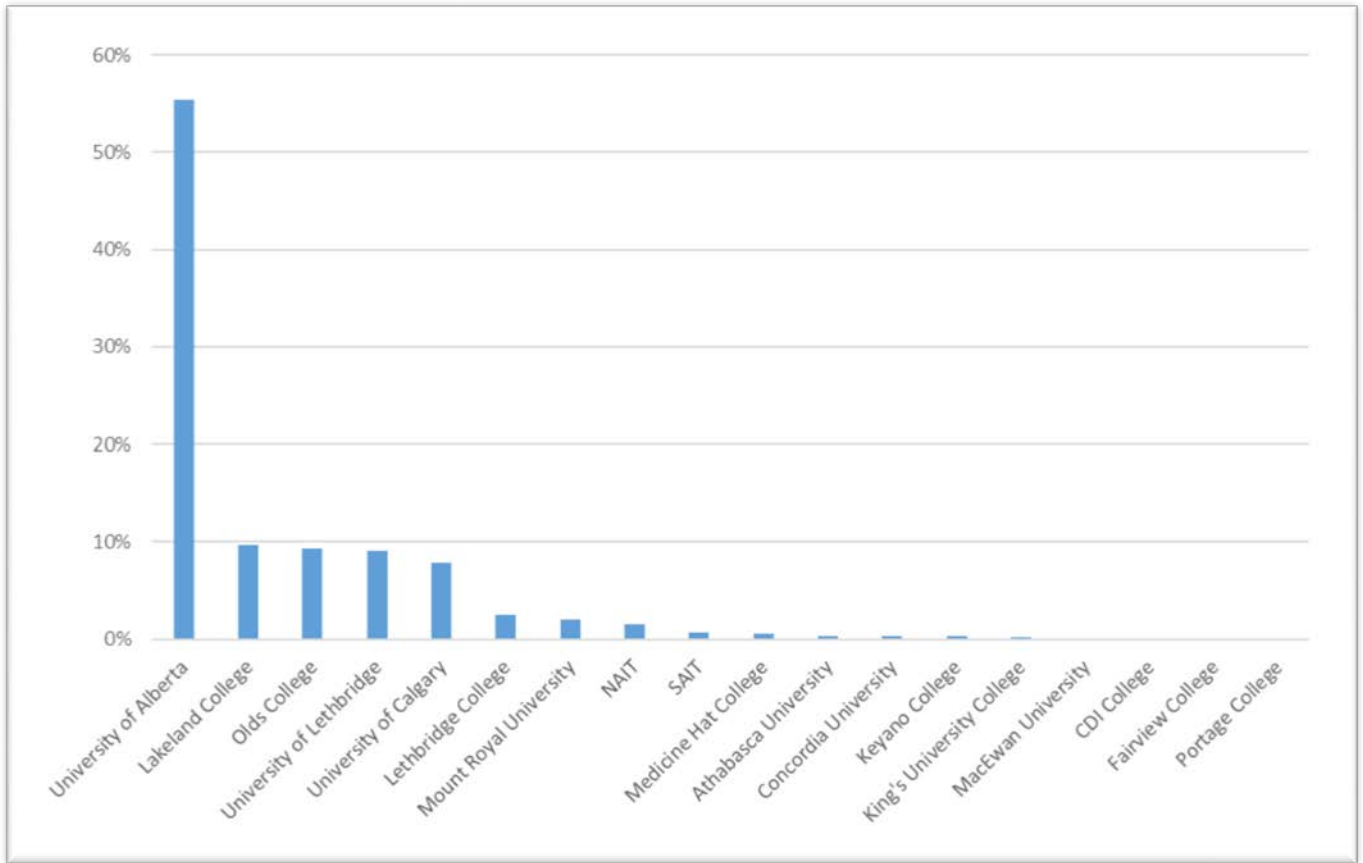


Figure 2 AIA members who received their education in Alberta.

Table 1 AIA members who received their education in Alberta.

Institution	Percent
University of Alberta	55.36%
Lakeland College	9.62%
Olds College	9.28%
University of Lethbridge	9.04%
University of Calgary	7.83%
Lethbridge College	2.49%
Mount Royal University	2.03%
NAIT	1.57%
SAIT	0.64%
Medicine Hat College	0.58%
Athabasca University	0.35%
Concordia University	0.35%
Keyano College	0.29%
King's University College	0.23%
MacEwan University	0.12%
CDI College	0.12%

Fairview College	0.06%
Portage College	0.06%

Members were grouped in 5 year increments based on when they graduated (Figure 3). There has been a large influx of members in the last 15 years (64%). This represents the future of AIA and there has been significant growth.

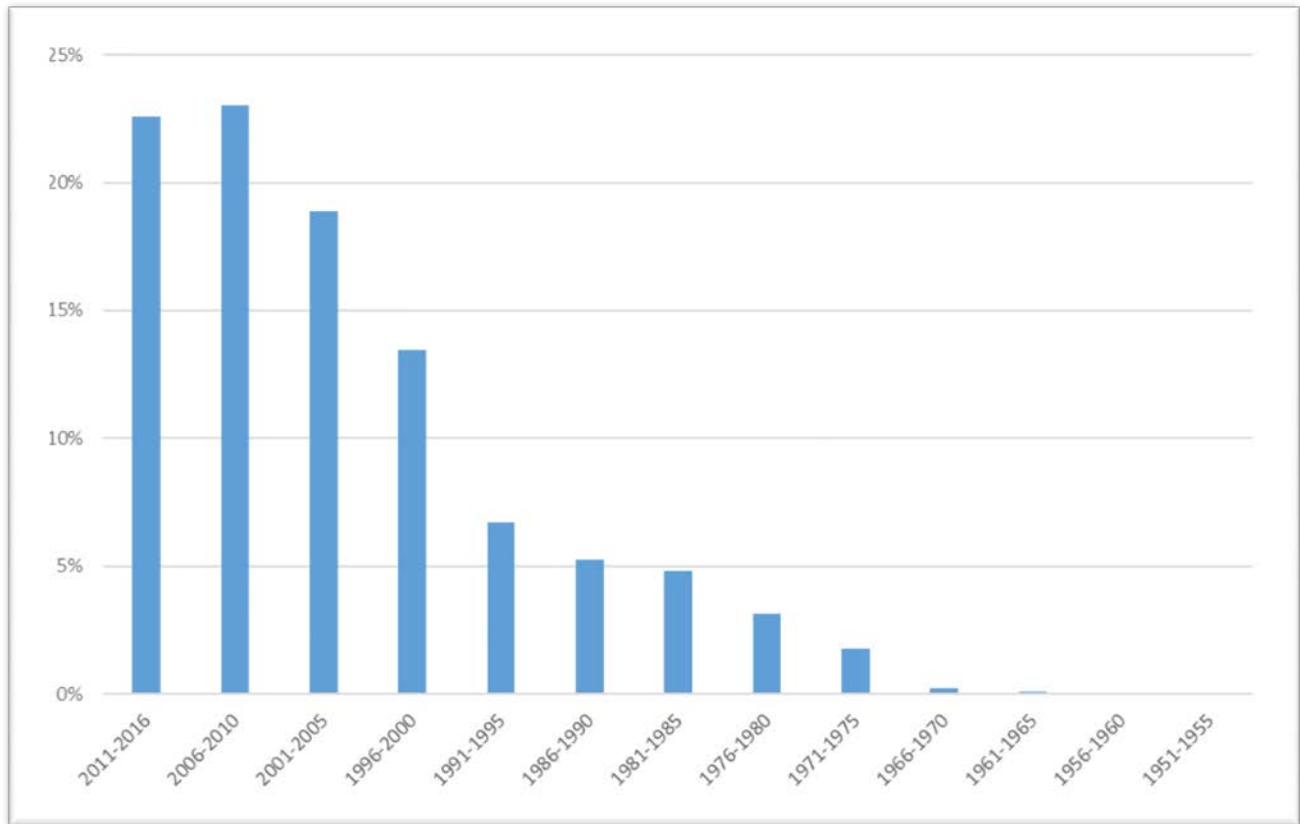


Figure 3 AIA members are grouped according to when they graduated.

Member practice areas were compiled and “Land Reclamation” was chosen the most followed by Contaminated Land (13%) and Environmental Monitoring (10%) (see Table 2). There were 654 members (25%) who did not indicate a practice area. There are 5 practice areas that members can chose and Table 2 represents the sum of those choices for members.

Table 2 AIA member practice areas

Practice Area	Percent
Land Reclamation	14.8
Assessment Remediation and Management of Contaminated Land	13.1
Environmental Monitoring	9.5
Management	9.0

Land Conservation and Management	8.5
Crop Development	8.1
Environmental Impact Assessment and Mitigation Planning	8.0
Regulatory Support and Consultation	6.9
Biophysical Classification and Evaluation	4.1
Rangeland and Pasture Management	3.6
Agricultural and Natural Resource Economics	3.2
Wetland and Riparian Areas	3.0
Water Resource Planning and Management	2.1
Animal Production	1.9
Rural Development and Support	1.3
Biosystems Biosolids Compost and Manure Management	1.3
Food Development and Processing	0.9
Greenhouse Gas Assessment and Management	0.8

Member education has been primarily a BSc degree (58%) followed by an MSc (16%) and diploma (13%). There are 6% of members with an applied degree followed by a PhD (5%) (see Figure 4).

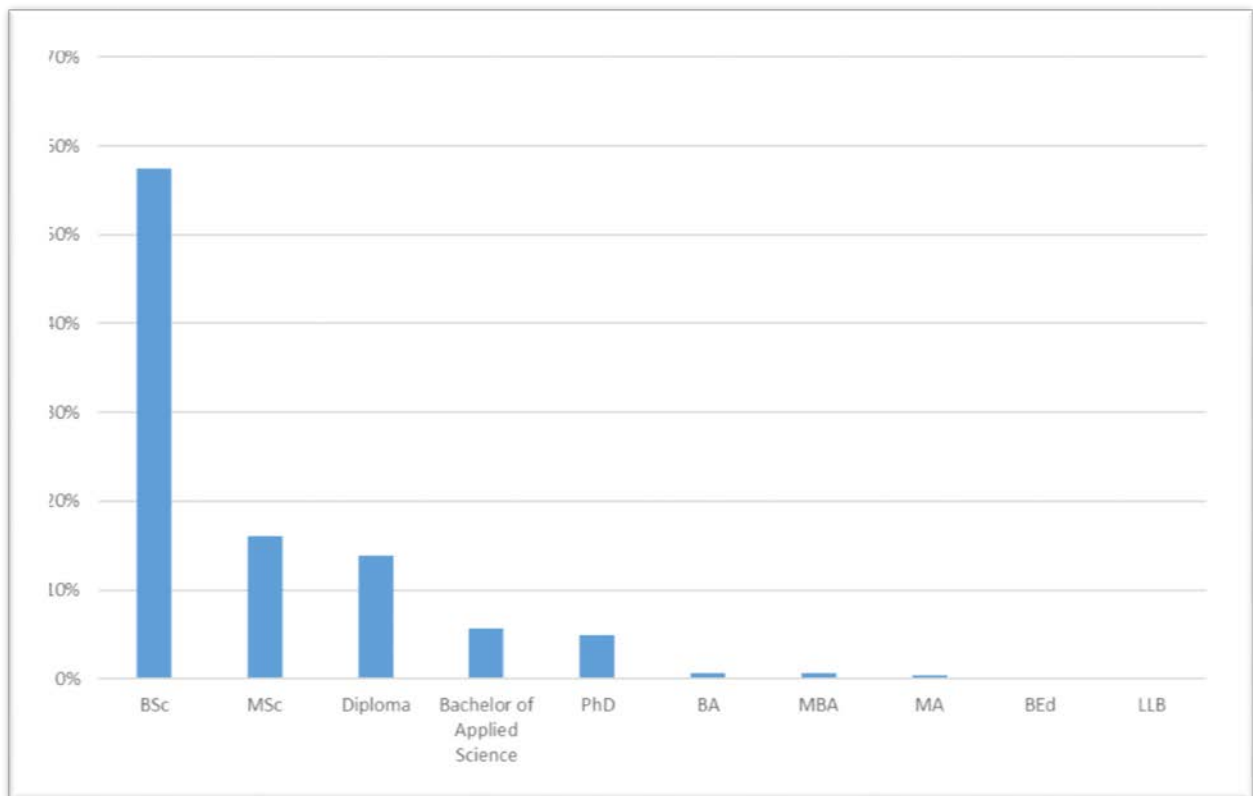


Figure 4 AIA members with the educational level they received when entering the profession.

For the ATT designation, a diploma is usually sufficient to meet the educational requirements for this designation. Table 3 provides the education and institution of ATT and RTAg members at the time they applied for admission.

Table 3 ATT and RTAg member educational level at admission.

Institution	Diploma	BAppliedSc	BSc	MSc	Total
Lakeland College	54	102			156
Olds College	149	4			153
University of Lethbridge			49	1	50
Lethbridge College	35	7			42
Mount Royal University	3	23	2		28
NAIT	25				25
University of Calgary			12	4	16
University of Alberta			13	2	15
Medicine Hat College	10				10
SAIT	7				7
Keyano College	5				5
Concordia University			4		4
Athabasca University			2		2
King's University College			2		2
Fairview College	1				1
MacEwan University			1		1
Portage College	1				1